



(FORMERLY NEHRU COLLEGE OF NURSING)

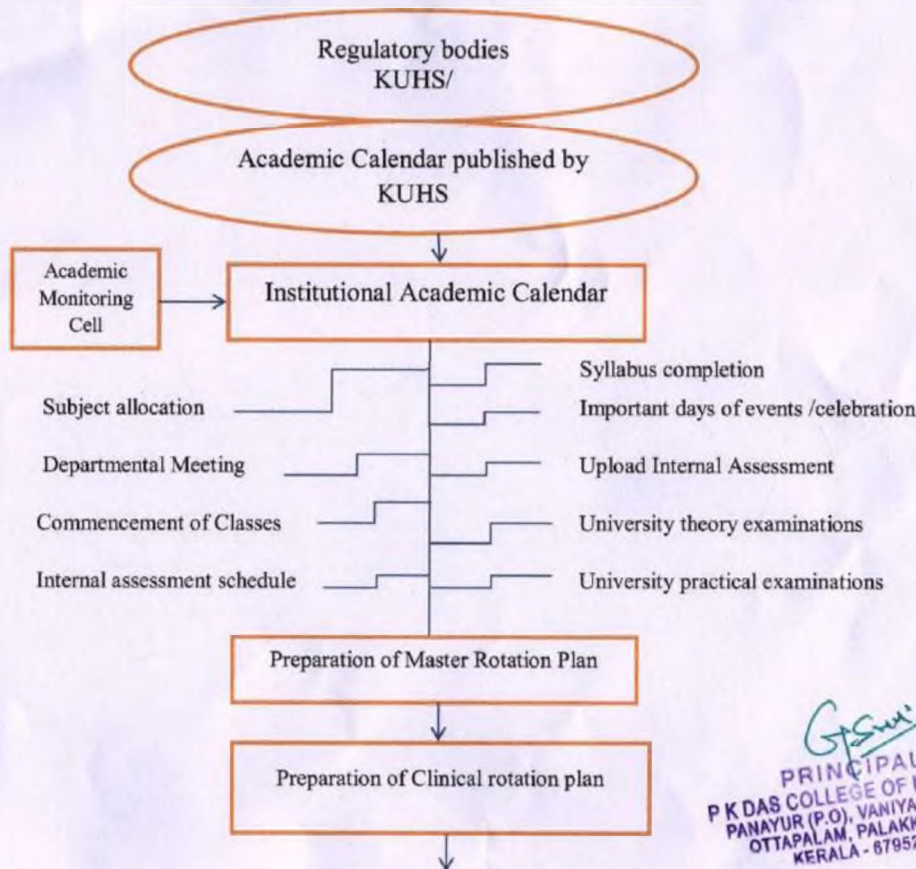
1.1.1 The institution ensures effective curriculum planning, delivery and evaluation through a well-defined process as prescribed by the respective regulatory councils and the affiliating University.

Description	Page No/ web link
CURRICULUM PLANNING	
Flowchart	02
Academic Calendar- KUHS	https://www.pkdascollegeofnursing.com/naac/ssr/criteria-2/KUHS%20Academic%20Calendar.pdf
Academic Calendar- Institution	https://www.pkdascollegeofnursing.com/naac/ssr/criteria-2/Acadamic_Calender_Institution-01.pdf
Institution Academic Monitoring Cell	https://www.pkdascollegeofnursing.com/naac/ssr/criteria-5/college_committees/Institutional%20Academic%20Monitering%20Cell.pdf
Institution Academic Committee	http://pkdascollegeofnursing.com/naac/ssr/criteria-5/college_committees/INSTITUTIONAL%20ACADEMIC%20COMMITTEE.pdf
Curriculum committee meeting	https://www.pkdascollegeofnursing.com/naac/ssr/criteria-5/college_committees/Curriculum%20Committee.pdf
Course File	04
CO-PO Mapping (2021 Scheme)	http://pkdascollegeofnursing.com/naac/ssr/criteria-2/Mapping%20Of%20LO-CO%20-2021%20scheme.pdf
CO-PO Mapping (2016 Scheme)	http://pkdascollegeofnursing.com/naac/ssr/criteria-2/Mapping%20of%20LO-CO%20-%202016%20Scheme.pdf
CURRICULUM DELIVERY	
Teaching Learning Process & Methodology	http://pkdascollegeofnursing.com/naac/ssr/criteria-2/2.3.1%20STUDENT%20CENTRIC%20METHODS.pdf

Extra Mural Activities	http://pkdascollegeofnursing.com/naac/ssr/criteria-2/2.2.3%20EXTRAMURAL%20ACTIVITIES.pdf
Categorization of Students	http://pkdascollegeofnursing.com/naac/ssr/criteria-2/2.2.1%20CATEGORIZATION%20OF%20STUDENTS.pdf
Mentoring	http://pkdascollegeofnursing.com/naac/ssr/criteria-2/2.3.4%20MENTORING.pdf
ICT Enabled Tools	http://pkdascollegeofnursing.com/naac/ssr/criteria-2/2.3.3%20ICT%20ENABLED%20TOOLS.pdf
Add on Courses	http://pkdascollegeofnursing.com/naac/ssr/criteria-1/1.2.2%20Add%20on%20Courses.pdf
Value Added Courses	http://pkdascollegeofnursing.com/naac/ssr/value-added-courses.php
EVALUATION	
Formative Evaluation	http://pkdascollegeofnursing.com/naac/ssr/criteria-2/2.5.1%20CONTINUOUS%20INTERNAL%20EXAMINATION.pdf
Summative Evaluation	http://pkdascollegeofnursing.com/naac/ssr/criteria-2/2.5.3%20EXAMINATION%20PROCESS.pdf
CO-PO Attainment	http://pkdascollegeofnursing.com/naac/ssr/criteria-2/2.6.3%20LO-CO%20ATTAINMENT.pdf



CURRICULUM PLANNING, IMPLEMENTATION AND EVALUATION PROCESS



G.S. Srinivas
PRINCIPAL
P.K.DAS COLLEGE OF NURSING
PANAYUR (P.O), VANIYANKULAM
OTTAPALAM, PALAKKAD DT
KERALA - 679522

Verification and approval by principal

Department file preparation

Teaching – Learning method

Evaluation

Institutional & departmental vision & mission

PO,CO& PSOs statements

Course information sheet

Lecture notes

Question bank

Continuous evaluation

Topic delivery report

Lecture cum discussion

Seminars

Projects

Assignments

Skill lab demonstration

Clinical training

Value Added &

Add on Courses

I campus (LMS)

Formative

Summative

-Unit test

-Sessional exam

-Model exam

-Project works

-Clinical assignments

-OSCE

-university theory exam

- university practical exam

- OSCE

- Vivavoce



G.S.H.V
PRINCIPAL
PK DAS COLLEGE OF NURSING
PANAYUR (P.O), VANIYAMKULAM
OTTAPALAM, PALAKKAD DT
KERALA - 679522


NEHRU COLLEGE OF NURSING

PANAYUR P O VANIYAMKULAM

INDEX

SL NO	CONTENTS
1	COURSE PLAN
2	UNIT PLAN
3	LESSON PLAN
4	UNIT ALLOCATION
5	MASTER ROTATION PLAN
6	CLINICAL ROTATION
7	CLINICAL POSTING- STUDENTAS LIST
8	CRITERIA FOR INTERNAL ASSESSMENT
9	CLINICAL OBJECTIVES
10	EVALUATION CRITERIA
11	POSTING ORDER




PRINCIPAL
PK DAS COLLEGE OF NURSING
PANAYUR (P.O), VANIYAMKULAM
OTTAPALAM, PALAKKAD DT
KERALA - 679522



NEHRU COLLEGE OF NURSING
VANIYUMKULAM, OTTAPALAM

COURSE PLAN

ON

OBSTETRICAL AND GYNECOLOGICAL
NURSING

IV YR. BSc NURSING



G.P.C.
PRINCIPAL
PK DAS COLLEGE OF NURSING
PANAYUR (P.O.), VANIYANKULAM
OTTAPALAM, PALAKKAD DT
KERALA - 679522

**FOURTH YEAR BSC NURSING
OBSTETRICAL AND GYNECOLOGICAL NURSING**

COURSE PLAN

Title of course: Obstetrical Nursing

Placement: Fourth Year

Hours of Instruction: Theory - 100 Hours [External-10 Hours], Practical-480 Hours

Course Description:

This course is designed for students to appreciate the concepts and principles of obstetrical nursing and helps them to acquire knowledge and develop attitude and beginning skills in rendering nursing care to normal and high risk pregnant women during antenatal, natal and postnatal periods in hospital and community settings. It also helps to develop skills in managing normal and high risk neonate and participate in family welfare programmes.

Objectives

At the end of the course the students

- appreciate the historical perspectives, trends and issues in obstetric nursing
- identify the anatomical, physiological and psychosocial changes that take place during pregnancy.
- render comprehensive care to mother during antenatal, natal and post partum periods.
- demonstrate beginning skills in conducting normal deliveries.
- identify and manage abnormalities and complications of pregnancy, labor and puerperium.
- demonstrate competence in caring for high risk newborn.
- describe the pharmacological agents, their effects during, pregnancy, childbirth, puerperium, lactation and role of the nurse
- describe the recent advancement in contraceptive technology, birth control measures and role of the nurse.
- give health education to antenatal, intranatal, postnatal mothers and their family
- Explain the legal and ethical issues pertaining to obstetric nursing



G.P. Das
PRINCIPAL
P K DAS COLLEGE OF NURSING
PANAYUR (P.O), VANIYANKULAM
OTTAPALAM, PALAKKAD DT
KERALA - 679522

Unit	Time in Hours	Learning Objective	Content	Teaching Learning Activities Narrates	Name of the teacher	Assessment method Essays
I	3	Appreciate the trends and issues in Obstetrical Nursing Identify the legal and ethical aspects in obstetric nursing	Introduction to concepts of Obstetrical Nursing Historical perspectives and current trends Hall marks of Midwifery Contemporary issues in obstetrics Legal and ethical aspects Role of Obstetrical Nurse	Lecture Discussion Explain using slides, Charts	Mrs. Dana	Essay type Short answers
II	7	Describe the anatomy and physiology of female reproductive system Discuss pre conception care and preparation for planned parenthood	Review of anatomy and physiology of female reproductive system Female pelvis general description of the bones, joints, ligaments, planes of the pelvis, diameters of the true pelvis, important landmarks, variation in shape of pelvis Female organs of Reproduction external genitalia, internal genital organs and their Anatomical relations, musculature blood, supply, nerves, lymphatics, pelvis floor, pelvic cellular tissue, pelvic peritoneum Physiology of menstrual cycle - Human sexuality Preconception care and preparing for parenthood	Lecture discussion Review with Charts and Models Demonstrate with models, objects Practice sessions	Ms. Yamuna	Short answers, Objective type Assessment of skills with check list
III	3	Explain Maternal prenatal and	Maternal, prenatal and genetic influences on development of defects and diseases Conditions affecting the mother, genetic and infections Consanguinity	Lecture Discussion Explain using	Mrs. Dana	Short answers, Objective



G. S. Suresh
PRINCIPAL
PK DAS COLLEGE OF NURSING
PANAYUR (P.O), VANIAMKULAM
OTTAPALAM, PALAKKAD DT
KERALA - 679522

		genetic influences on development of defects and diseases	Prenatal nutrition and food Allergies. Maternal Age Maternal drug therapy Prenatal diagnosis and counseling Effect of radiation, drugs and chemicals Infertility Spontaneous abortion Neural Tube Defects and the role of folic acid in lowering the risks Down Syndrome (Trisomy 21) Genetic counseling Nurses role in minimizing threats to the developing embryos and foetus	charts, slides		type
IV	8	Describe the diagnosis and management of women during antenatal period	Assessment and management of pregnancy antenatal Normal Pregnancy Physiological changes during pregnancy. Reproductive system Cardio vascular system Respiratory system Urinary system Gastro intestinal system Metabolic changes Skeletal changes Skin changes Endocrine system [changes of endocrine and role of endocrine system in relation to reproduction] Psychological changes Diagnosis of pregnancy History physical assessment Confirmatory tests Differential diagnosis Foetal assessment- Bio physical – foetal movement count, sonography cardiotocography, NST, CST, nipple stimulation test, Vibroacoustic stimulation test [VAST], Manning score Biochemical- Human estradiol,	Lecture Discussion case discussion Explain using slides, charts Presentation Health talk Practice session Counseling Session	Mrs. Dana	Essays Short answers Objective type Assessment of skills with check list Assessment of patient management problems Short answers objective type



G.P. Das
PRINCIPAL
P K DAS COLLEGE OF NURSING
PANAYUR (P.O), VANIYANKULAM
OTTAPALAM, PALAKKAD DT
KERALA - 679522

		<p>Maternal serum, alpha fetoprotein, acetyl choline esterase(AchE), Triple test, Aminocentesis Cordocentesis. Chorionic villussampling[CVS]. Radiology inobstetrics Antenatal care Objectives Assessment History and Physical examination Antenatal Examination Signs of previouschild birth Relationship offoetus to uterusand pelvis: Lie, Attitudepresentation, PositionPervaginalexamination Screening andassessment forhigh risk Risk approachAntenatalpreparation Antenatalcounseling Antenatalexercises Diet Minor disordersand management Complementarytherapies in obstetric practice Child birthEducation classes - Husband and - Families Preparation forsafefinementPsycho social andcultural aspectsof pregnancy Adjustment topregnancy Unwed mother Single parent Teenagepregnancy Sexual violence</p>	<p>Lecture discussion Explain using charts, slides Case discussion in clinical area</p> <p>Demonstration Practice</p> <p>session Supervised clinical practice</p>		<p>Assessment of skills with checklist</p>
--	--	--	---	--	--



G. S. S. S.
PRINCIPAL
PK DAS COLLEGE OF NURSING
PANAYUR (P.O.), VANIYANKULAM
OTTAPALAM, PALAKKAD DT
KERALA - 679522

V	12	<p>Describe the physiology and stages of labour</p> <p>Describe the management of women during intranatal period</p>	<p>Adoption</p> <p>Assessment and management of Intranatal period- Essential factors of labour Physiology of labour, mechanism of labour Management of labour</p> <p>First stage- Physiology of normal labour Signs and symptoms of onset of labour normal and abnormal Duration Preparation of - Labour room - Women Assessment and observation of women in labour. Partogrammaternal and foetal monitoring Active management of labour Pain, relief and comfort in labour - Pharmacological and non Pharmacologic management</p> <p>Second stage Signs and symptoms: normal and abnormal Duration Mechanism of labour Conduct of delivery: Principles and techniques Episiotomy (only if required) Receiving the new born - Neonatal resuscitation; initial steps And subsequent resuscitation, Apgar scoring - Care of umbilical cord - Immediate assessment Including screening for congenital anomalies - Identification - Bonding - Initiate feeding</p>	<p>Lecture labour Discussion Demonstration using partograph case discussion/presentation. Simulated practice supervised clinical practice</p> <p>Lecture discussion Demonstration using Obstetric Maniquinsimulate dpractice Practice session Demonstrate using episiotomy simulator</p>	<p>Ms. Yamuna</p> <p><i>G. P. Das</i> PRINCIPAL P. K. DAS COLLEGE OF NURSING PANAYUR (P.O), VANIAMKULAM OTTAPALAM, PALAKKAD DT KERALA - 679522</p>	<p>Essay type short answers Objective type Assessment of skills with check list Assessment of woman & management of problems</p> <p>Assessment of skills with checklist</p>
---	----	--	--	--	--	--

			<p>- Screening and transportation of the neonate</p> <p>Third stage Signs- and symptoms normal and Abnormal Duration Methods of placental separation, expulsion of placenta and membranes Management Principles and techniques Examination of perineum Maintaining records and reports</p> <p>Fourth Stage Vigilant observation and care of the mother and newborn</p>			
VI	4	Describe the physiology of puerperium Describe the management of women during post natal period	<p>Assessment and management of woman during post natal period. Normal puerperium</p> <p>Physiology, Psychological phases of Puerperium</p> <p>Post natal assessment and management - Promoting physical and emotional Wellbeing Management of lactation - Family dynamics after child birth - Family welfare services, methods, counseling - Follow up - Records and reports</p>	Lecture discussion Demonstration health talk Practice session supervised clinical practice	Mrs. Dana	Essay type short answers objective type Assessment of skills with check list Assessment of patient management problems



G. S. Kumar
PRINCIPAL
PK DAS COLLEGE OF NURSING
PANAYUR (P.O), VANIAMKULAM
OTTAPALAM, PALAKKAD DT
KERALA - 679522

VII	4	Describe the assessment and management of normal neonate	Assessment and management of normal neonates The normal neonate Physiological adaptation, Initial & daily assessment, including neonate reflexes & clinical implication Essential newborn care Thermal control, Breast feeding Prevention of infections, immunization Minor disorders of newborn and its management Levels of Neonatal care (level I, II & III) At primary, secondary and tertiary levels . Maintenance of reports and records	Lectures discussion Demonstration Practice session Supervised Clinical practice	Ms. Dana	Essay type Short answers objective type Assessment of skills with check list Assessment of patient management problems
VIII	15	Describe the identification and management of women with high risk pregnancy	High risk pregnancy assessment & management Screening and assessment Ultrasound, cardiotocography, NST, CST noninvasive & invasive, Admission test Newer modalities of diagnosis High risk approach Levels of care, primary secondary and tertiary level Disorders of pregnancy Hyper emesis gravidarum, bleeding in early pregnancy abortion, ectopic pregnancy & Vesicular mole Bleeding late pregnancy Ante partum haemorrhage placenta previa Abrupt placenta Uterine abnormality and displacement Diseases complicating pregnancy - Medical and surgical conditions,	Lecture discussion Demonstrate using video films, scan, reports partograph case discussion presentation Health talk Practice session Supervised clinical practice	Mrs. Dana	Essay type, Short answers, Objective type, Assessment of skills with checklist Assessment of woman Management of problems



G.P.S.
PRINCIPAL
PK DAS COLLEGE OF NURSING
PANAYUR (P.O), VANIAMKULAM
OTTAPALAM, PALAKKAD DT
KERALA - 679522

			labour, forceps vacuum version, manual removal of placenta, caesarean section, destructive operations. Nursing management of Women undergoing Obstetrical operations and procedures			
X	4	Describe management of post natal complications	Abnormalities during Post natal Periods Assessment and management of women with post natal complication Puerperal infections, Breast engorgement & infections, UTI, Thromboembolic disorders Difficulties of Lactation Suppression of lactation Post- partum hemorrhage, and sub involution Psychological complications - Post partum blues - Post partum depression - Post partum Psychosis	Lecture discussion Case discussion/ presentation Supervised Clinical practice	Ms. Dana	Essay type, short answers, Objective type Assessment of skills with checklist Assessment of patient Management of problems
XI	5	Describe assessment and management of the high risk neonates	Assessment and management of high risk newborn Admission of neonates in the neonatal intensive care units. Protocols of management Nursing management of low birth weight babies- Infections, Respiratory problems Hemolytic disorders Birth injuries, Malformations Monitoring of high risk neonates Kangaroo mother care Feeding of high risk neonates Organization and management of neonatal intensive care units Infection control in neonatal	Lecture discussion demonstration on Practice session case discussion presentation Supervised clinical practice	Mrs Dana	Essay type Short answers Objective type Assessment of skills with checklist Assessment of patient management of problems



G.P.S.
PRINCIPAL
 PK DAS COLLEGE OF NURSING
 PANAYUR (P.O.) VANIYANKULAM
 OTTAPALAM, PALAKKAD DT
 KERALA - 679522

			intensive care units Maintenance of reports and records			
XII	4	Describe indications, dosage, action, side effects and nurses responsibilities in the administration of drugs used for mothers	Pharmaco- therapeutics in Obstetrics Indication, dosage, action, contra indication and side effects of drugs Effect of drugs on pregnancy, labour & puerperium Nursing responsibilities in the administration of drug in Obstetrics oxytocics, antihypertensives, diuretics, corticosteroids, tocolytic agents, anti convulsants, anticoagulants Analgesics and Anaesthetics in Obstetrics Effects of maternal medication on foetus and neonate Role of obstetric nurse	Lecture Discussion Drug book Drug presentation	Lt. Col. Regina P F	Short answers, Objective type
XIII	4	Appreciate the importance of family welfare programme Describe the methods of contraception and role of nurse in	Family, Welfare programme Population trends and problems in India Concepts, aims, importance and history of family welfare programme National population: dynamics, policy and education National family welfare programme: National maternal and child health services CSSM, RCH, ICDS, BFHI, NRHM, integrated management of child hood illnesses [IMSI], Expanded programme of immunization, Janani Suraksha Yojana National policy and legislation in relation to maternal health and welfare Organization and administration; at national, state, district, block and village levels Methods of contraception Counseling for family welfare Latest research in contraception Role of national, International and voluntary organizations Role of a nurse in family welfare programme Training/ Supervision/	Lecture discussion Demonstration Practice session Supervised practice Group project Counseling session Field visits	Ms. Dana	Essay type short answers objective type Assessment of skills with check list project and field visits reports



G.P. Das
PRINCIPAL
P. K. DAS COLLEGE OF NURSING
PANAYUR (P.O.), VANIAMKULAM
OTTAPALAM, PALAKKAD DT
KERALA - 679522

		family welfare programme	Collaboration with other functionaries in community like ANMs, HVs, Anganwadi workers, TBAs traditional birth attendant Dai), ASHA			
XIV	2	Explain the epidemiology of Obstetrics	Maintenance of vital statistics Maternal, morbidity, mortality and fertility rates Perinatal, morbidity and mortality rates mortality Causes and preventive measures Safe motherhood initiative Obstetric health care- Essential obstetrics care, Early detection of complication, Emergency obstetrics care[EMOC] Making pregnancy safe strategy	Lecture discussion	Mrs. Dana	Essay type short answers objective type

REFERENCES (latest editions)

1. Balakrishnan, Sheela, Textbook of Obstetrics, Hydrabad, Paras Publishers
2. Bennett V. Ruth and Brown.K.Linda, Myles Text Book for Midwives,ChurchilLivingstone, London.
3. Bobak and Jenson, Maternity and Gynecologic care, Mosby year Book
4. DaftaryShirish.N, Manual of Obstetrics, Elsevier.
5. Dawn C.S, Manual of Obstetrics and Neonatology, Dawn books,Calcutta
6. Dutta.D.C, Textbook of Obstetrics New central book agency, Calcutta
7. James K David et al, High risk Pregnancy Management options, W B Saunders Elsevier
8. Krishnamenon P.K, and Devi, Postgraduate Obstetrics andGynecology., Orient Longman Ltd, Madras.
9. Lowdermilk& Perry, Maternity & Women's health care, MosbyPublishers.
10. Mudaliar A.L, and Menon, Clinical Obstetrics, Orient Longman Ltd,Madras
11. Padubidri,V&AnandEla, Text book of obstetrics, Newdelhi, BIPublications
12. Pilliteri Adele, Maternity and Child Health Nursing, Lippincott,Newyork
13. Reeder J.Sharon et.al, Maternity Nursing, Lippincott, Newyork
14. SabaratnamArulkumaran et.al. Essentials of Obstetrics, Delhi ,Jaypee publishers
15. Trula Myers Corrieet. al, Foundations of Maternal- Newborn Nursing, W.BSaunders's Company.
16. Varney Helen and Kriebs, Jan M, Varney's Midwifery, Massachusetts.Jones and Barlett publishers.



G.P. Sreedhar
PRINCIPAL
P K DAS COLLEGE OF NURSING
PANAYUR (P.O), VANIYAMKULAM
OTTAPALAM, PALAKKAD DT
KERALA - 679522

GYNECOLOGICAL NURSING

COURSE PLAN

Placement: IV Year

Hours of instruction Theory: 30 Hours
[External 10 Hours]
Practical :160 Hours

COURSE DESCRIPTION

This course is designed to help the students acquire knowledge, develop attitude and beginning skills in the management of women with gynecological problems and render pre and post operation care to clients undergoing major and minor disorders.

AIMS AND OBJECTIVES OF THE COURSE: At the end of the course the students will be able to

1. Explain the concepts and principles of gynecological nursing



G.P.S.W.
PRINCIPAL
PK DAS COLLEGE OF NURSING
PANAYUR (P.O), VANIYAMKULAM
OTTAPALAM, PALAKKAD DT
KERALA - 679522

2. Describe the etiology, pathophysiology, diagnostic assessment, treatment and nursing management of women with Gynecological disorders
3. Demonstrate beginning skill in giving comprehensive nursing care to patient with gynecological problem
4. Utilize recent technology and various diagnostic therapeutic modalities in the management of Gynecological care.
5. Give health education to prevent gynecological complication and develop self care abilities to individual, families and communities with gynecologic problems. Identify the professional and legal responsibilities in Gynecological Nursing

Unit	Time	Learning objectives	Content	Teaching learning activity	Teachers name	Assessment method
I	4	<p>Explain the concepts and principles of gynecological nursing</p> <p>Appreciate the trends and issues in gynecologic nursing</p> <p>Describe the anatomy physiology of the female reproductive system</p> <p>Identify the Congenital abnormalities of female reproductive system</p>	<p>Introduction to Gynecological Nursing</p> <ul style="list-style-type: none"> - Concepts and principles of Gynecological Nursing - Trends and issues - Review of anatomy and physiology of the female reproductive system - Congenital abnormalities of female reproductive system - Sexuality and Reproductive Health <p>Describe the etiology pathophysiology clinical manifestations diagnostic measures, treatment and nursing management of patients with disorders of female reproductive system</p>	<p>Lecture</p> <p>Discussion</p> <p>Explain using charts, Seminar</p> <p>Explain using charts, Models, films, slides</p> <p>Case discussion</p> <p>Health education</p> <p>Supervise clinical practice</p>	Mrs. Dana Baby	<p>Essay type</p> <p>short answers</p> <p>objective type</p> <p>Assessment of skills with check list</p> <p>Assessment of clinical performance</p> <p>Evaluation of case study and presentation</p>



G.P.S.M.
PRINCIPAL
P K DAS COLLEGE OF NURSING
PANAYUR (P.O), VANIAMKULAM
OTTAPALAM, PALAKKAD DT
KERALA - 679522

		<p>Explain sexuality and reproductive health</p> <p>Describe the etiology pathophysiology clinical manifestations diagnostic measures, treatment and nursing management of patients with disorders of</p>				
II	6	<p>Describe the gynecological assessment & the diagnostic measures</p> <p>Describe the pre & post operative management of women undergoing major and minor gynecological procedures</p>	<p>Gynecological Assessment</p> <ul style="list-style-type: none"> - History and Physical assessment - Breast Self Examination - Diagnostic measures & its implications <p>General pre and post operative management of women under going major and minor surgical procedures</p>	<p>Lecture discussion</p> <p>Demonstration</p> <p>Practice session</p> <p>Supervised clinical practice</p> <p>Case discussion</p>	Mrs. Yamuna	<p>Essay types</p> <p>Short answers</p> <p>Assessment of skills with check list</p> <p>Evaluation of case study & presentation</p>
III	4	<p>Describe the etiology, pathophysiology, clinical manifestation,</p>	<p>Etiology, Pathophysiology clinical manifestation, diagnosis and treatment modalities of disorder of</p>	<p>Lecture discussion</p> <p>Explain using slides</p>	Mrs. Dana	<p>Essay type</p> <p>Short answers</p> <p>Assessment</p>



G. Shw.
PRINCIPAL
BK DAS COLLEGE OF NURSING
PANAYUR (P.O), VANIYAMKULAM
OTTAPALAM, PALAKKAD DT
KERALA - 679622

		diagnostic measures, treatment modalities and nursing management of patients with Menstrual dysfunction	female reproductive system Menstrual Dysfunction - Dysmenorrhea - Amenorrhea - Premenstrual syndrome - Abnormal	Case discussion Supervise clinical practice		of clinical performance Evaluation of case study and presentation
IV	3	Describe the cause of male/female infertility, investigation, treatment modalities including Assisted Reproductive Technology & the role of nurse in management of infertility	Infertility and management	Lecture discussion Explain using slides, charts, case discussion Health Education	Ms. Dana	Essay type short answers Evaluation of case study/ clinical presentation
V	5	Describe the etiology, pathophysiology, clinical manifestation, diagnostic measures, treatment modalities and nursing	Inflammatory diseases and Neoplasms - Pelvic inflammatory Disease - Ovarian and fallopian tube disorders, cysts, tumors, Uterine and cervical disorders - Endometriosis Adenomyosis, polyps. Fibroids, Cervical cancer and uterine tumor	Lecture discussion Explain using slides, charts, case discussion Health education	Mrs. Yamuna	Essay type short answers Evaluation of case study/ clinical presentation



G. S. S.
PRINCIPAL
PK DAS COLLEGE OF NURSING
PANAYUR (P.O), VANIAMKULAM
OTTAPALAM, PALAKKAD DT
KERALA - 679522

		management of patients with inflammatory diseases and neoplasms				
VI	3	Describe the etiology, pathophysiology, clinical manifestation, diagnostic measures, treatment modalities and nursing management of patients with mechanical disturbance and injuries to female genital tract	Mechanical Disturbances and injuries to female genital tract - Retroversion, uterine displacement - Cystocele/ Urethrocele/ Rectocele - Injuries and Trauma to pelvic floor - Sexual violence - fistulas	Lecture discussion Explain using slides, charts, case discussion	Ms. Dana	Essay type short answers Evaluation of case study/ clinical presentation
VII	3	Describe the etiology, pathophysiology, clinical manifestation, diagnostic measures, treatment modalities and nursing management of patients with genital tract	Infections of the female genital tract - Venereal and non venereal infections and discharges - Vaginal and vulval disorders - Toxic shock syndrome	Lecture discussion Explain using slides, charts, case discussion Health education	Mrs. Dana	



G.P. Suman
PRINCIPAL
P.K. DAS COLLEGE OF NURSING
PANAYUR (P.O.), VANIYANKULAM
OTTAPALAM, PALAKKAD DT
KERALA - 679522

		infection				
VIII	2	Describe indications, dosage, action, side effects and nurses responsibilities in the administration of drugs	Drugs used in treatment of gynecological disorders	Lecture discussion, Drug book Drug Presentation	Mrs. Regina P F	Short answers Objective type Evaluation of drug presentation

REFERENCES: (latest editions)

1. Arulkumaran Sabaratnam, Sivanessaralan V, Essentials of Gynecology. J P Brothers Medical Publisher.
2. Balley James and Grayson, Jane, Obstetric and Gynecological Nursing, ELBS, Billiere Tindall
3. Bobak and Jenson, Maternity and Gynecologic care. Mosby year book, INC
4. Dutta. D.C, Text book of Gynecology. New central book agency, Calcutta
5. Kumar, Pratap and Malhotra Narendra, Jeffcoates Principles of Gynecology. Jay Pee Publishers, New Delhi
6. Milley Nerman F and Avery H, Gynecology and Gynecologic Nursing. B Saunder's Co, Philadelphia.
7. Robbery James and Crossward Campell, Gynecological Nursing., The CV Mosby Co, St Louis.
8. Seshadri, Lakshmi. Essentials of Gynecology. New Delhi Wolterskluwer publishers Lippincott Williams & Wilkins.



G.P. Suman
PRINCIPAL
P K DAS COLLEGE OF NURSING
PANAYUR (P.O), VANIAMKULAM
OTTAPALAM, PALAKKAD DT
KERALA - 679522



NEHRU COLLEGE OF NURSING
VANIYUMKULAM, OTTAPALAM

OBSTETRICAL AND GYNECOLOGICAL NURSING

UNIT PLAN

Unit V



G.P.S.
PRINCIPAL
P.K.DAS COLLEGE OF NURSING
PANAYUR (P.O), VANIYAMKULAM
OTTAPALAM, PALAKKAD DT
KERALA - 679522

Placement : 4TH year BSc nursing

Subject: Obstetrics and Gynaecological Nursing

Unit name: Assessment and management of Intranatal period

Time allotted: 12hrs

General objectives: At the end of the unit the student will gain adequate knowledge regarding Intranatal period, develop favorable attitude and acquire skill in assessing and caring mothers in intranatal period

Specific objective:

At the end of the class students will be able to

- describe the physiology of labour
- demonstrate mechanism of labour
- explain about first stages of labour
- describe the assessment & management of women during first stage of labour
- discuss about second stages of labour
- explain about Third stage of labour
- discuss about fourth stages of labour



G. S. Das
PRINCIPAL
PK DAS COLLEGE OF NURSING
PANAYUR (P.O.), VANIAMKULAM
OTTAPALAM, PALAKKAD DT
KERALA - 679522

Unit	Objective	Content	time	Teacher	Teaching learning technique	AV aids	Evaluation	Reference
V Assessment and management of Intranatal period	Describe the physiology of labour	Physiology of labour, <ul style="list-style-type: none"> • Contractile system of myometrium • Uterine contraction in labour • Uterine retraction 	1hr	Ms. Yamuna	Lecture cum discussion	OHP	Oral test	1
	Demonstrate mechanism of labour	Mechanism of labour <ul style="list-style-type: none"> • Engagement • Descend • Flexion • Internal rotation • Crowning • Extension • Restitution • External rotation 	1hr	Ms. Yamuna	Lecture cum demonstration	Model	Return demonstration	1
	Explain about first stages of labour	First stage of labour <ul style="list-style-type: none"> • Definition • Signs and symptoms of onset of labour normal and abnormal • Preparation of Labour room & Women 	1hr	Ms. Yamuna	Lecture cum discussion	LCD	Oral test Written test	1,2
	Describe the assessment	Assessment & management of women during first stage of labour <ul style="list-style-type: none"> • Assessment and observation of women 	3hrs	Ms. Yamuna	Lecture cum discussion	LCD		



G.P.S.
PRINCIPAL
PK DAS COLLEGE OF NURSING
PANAYUR (P.O.), VANIAMKULAM
OTTAPALAM, PALAKKAD DT
KERALA - 679522

	& management of women during first stage of labour	in labour. <ul style="list-style-type: none"> • Partogram • Maternal and foetal monitoring • Active management of labour • Pain, relief and comfort in labour - Pharmacological and non Pharmacologic management		Ms. Yamuna			Return demonstration	
	Discuss about second stages of labour	Second stage of labour <ul style="list-style-type: none"> • Definition • Signs and symptoms: normal and abnormal Duration • Mechanism of labour • Conduct of delivery: • Principles and techniques • Episiotomy • Receiving the new born • Neonatal resuscitation; initial steps and subsequent resuscitation, • Apgar scoring • Care of umbilical cord 	3hrs	Ms. Yamuna	Lecture cum demonstration	Mannequin	Oral test	1,2
	Explain about Third stage of labour	Third stage of labour <ul style="list-style-type: none"> • Definition • Signs- and symptoms normal and Abnormal Duration • Methods of placental separation, expulsion of placenta and membranes 	2hrs	Ms. Yamuna	Lecture cum discussion	OHP	Oral test	1,2



PRINCIPAL
 PK DAS COLLEGE OF NURSING
 PANAYUR (P.O), VANIYAMKULAM
 OTTAPALAM, PALAKKAD DT
 KERALA - 679522

	Discuss about fourth stages of labour	<ul style="list-style-type: none"> Principles and techniques Examination of perineum Maintaining records and reports <p>Fourth Stage of labour</p> <ul style="list-style-type: none"> Definition Vigilant observation and care of the mother and newborn 	1hr		Lecture cum discussion	LCD		2,3
--	---------------------------------------	---	-----	--	------------------------	-----	--	-----

REFERENCE

1. Dutta.D.C, Textbook of Obstetrics New central book agency, Calcutta
2. Bobak and Jenson, Maternity and Gynecologic care, Mosby.year Book
3. DaftaryShirish.N, Manual of Obstetrics, Elsevier.



G.P.S.
PRINCIPAL
P K DAS COLLEGE OF NURSING
PANAYUR (P.O), VANIYAMKULAM
OTTAPALAM, PALAKKAD DT
KERALA - 679522

NEHRU COLLEGE OF NURSING

Panayur P O Vaniyamkulam

LESSON PLAN ON CARE OF NEWBORN



G. S. S.
PRINCIPAL
PK DAS COLLEGE OF NURSING
PANAYUR (P.O), VANIYAMKULAM
OTTAPALAM, PALAKKAD DT
KERALA - 679522

LESSON PLAN

SUBJECT: Obstetrics and Gynaecological Nursing

Topic: Nursing Care Of Newborn

Previous knowledge: Students have basic knowledge

Method of teaching: Lecture cum discussion AV aids chalkboard, OHP and charts

Group: IV year BSc Nursing

Number of students: 60

Duration 60 mts

Venue: IV year class room




PRINCIPAL
P K DAS COLLEGE OF NURSING
PANAYUR (P.O), VANIYAMKULAM
OTTAPALAM, PALAKKAD DT
KERALA - 679522

CENTRAL OBJECTIVES:

At the end of the class, the student will be able to describe the care of normal newborn and will be able to take care of newborn.

SPECIFIC OBJECTIVES:

- define a healthy normal newborn
- enlist the physical characteristics of the newborn
- list.out the physiological characteristics of newborn
- explain the nursing care of the normal newborn



G. S. S.
PRINCIPAL
PK DAS COLLEGE OF NURSING
PANAYUR (P.O), VANIYAMKULAM
OTTAPALAM, PALAKKAD DT
KERALA - 679522


TIME (Minutes)	SPECIFIC OBJECTIVES	CONTENT	TEACHER ACTIVITY	STUDENT ACTIVITY	EVALUATION
5	Define the healthy new born	<p><u>INTRODUCTION</u></p> <p>The life begins at conception about 9 months before delivery. Foetal events constitute the past history of a new-born baby. Maternal health and events during pregnancy and delivery have profound effect on the health and wellbeing of the baby.</p> <p><u>HEALTHY NEWBORN</u></p> <p>The period from birth to 28 days is called neonatal period and the infant in that period is called new born or neonate baby. The healthy new born infant born at term, between 38- 42 wks, cries immediately after birth, establishes independent rhythmic respiration, quickly adapts with extra uterine environment, having an average birth weight and no congenital anomalies.</p>	<p>Lecture cum discussion</p> <p>Listening</p>	Power point	What is a healthy new born?
10	Enlist the physical characteristics of new born	<p><u>NORMAL BABY</u></p> <p><u>GRADES OF NEONATAL CARE</u></p> <p>Neonates weighing above 2000gms or having gestational weeks of 37 or more belong to this category. Basic care at birth, provision of warmth, maintenance of asepsis and promotion of breast feeding form the mainstay of level 1 care.</p>	<p>Lecture cum discussion</p> <p>Questioning</p>	Charts	
10	List down the physiological	<p><u>CHARACTERISTICS OF HEALTHY NEONATES</u></p> <ul style="list-style-type: none"> • Physical characteristics <ol style="list-style-type: none"> 1. Weight: - the average weight of normal new born is about 2.5kgs to 3.9kgs. 	<p>Lecture cum discussion</p>		How the chest and head



G. S. S.
PRINCIPAL
P.K.DAS COLLEGE OF NURSING
PANAYUR (P.O), VANIYAMKULAM
OTTAPALAM, PALAKKAD DT
KERALA - 679522

<p>characteristics of new born</p>	<ol style="list-style-type: none"> 2. Length :- the average crown to heel length of the term infant is 50cm with the range of 45- 53cms 3. Head circumferences: - it usually varies from 33 to 37 cms. Head may show moulding and caput succedaneum. 4. Chest circumferences: - the chest circumference is about 3cm less than head circumferences. 5. Posture:- partial flexion attitude 6. Skin: - pinkish in colour but bluish hands and feet (acrocyanosis) may be present for a short period of time. Vernix caseosa and lanugo hair especially at back is present. 7. Ear cartilage is firm and fully curved showing elastic recoil. 8. Breast nodule is palpable. 9. Scrotum shows is large, darkly pigmented and testes are easily palpable. <ul style="list-style-type: none"> • Physiological characteristics <ol style="list-style-type: none"> 1. Vital signs: - it is recorded when baby is quiet and in between feeds. <ul style="list-style-type: none"> Respiratory rate:- 40-60 breaths/mt Heart rate :- 140 -160beats/mt Temperature:- 36.5°c Blood pressure:- systolic= 60-80 mm of Hg Diastolic= 25- 40 mm of Hg 2. A neonate spends about 20 hrs a day to sleep 3. The new born baby is able to take breastfeeding within an hour of birth. Demand of feeding is usually establishes every 3-4 hrs. 4. Elimination:- The baby passes urine shortly after birth or 24 hrs or 48hrs.the first stool called meconium is usually passed after 24 hrs and it is greenish black in colour 5. Haematological values:- <ul style="list-style-type: none"> Blood volume :- 80ml/kg 	<p>Listening and writing notes.</p>	<p>circumferences correlate?</p> <p>What are the normal vital signs of a healthy new born.</p>
------------------------------------	---	-------------------------------------	--

G. Sami
PRINCIPAL
PK DAS COLLEGE OF NURSING
PANAYUR (P.O), VANIYAMKULAM
OTTAPALAM, PALAKKAD DT
KERALA - 679522



25	What are the nursing care of the healthy new born	<p>RBC :- 6-8million/cmm Hb :- 18gm% WBC :- 10000-17000/cmm Platelets:- 3.5 lakhs/cmm</p> <p>6. Neurological mechanism is immature and not fully developed.</p> <p><u>NURSING CARE OF HEALTHY NEONATES</u></p> <p>Essential care of the normal healthy neonates can be best provided by the mothers under supervision of nursing personnel. The normal term babies should be kept with their mothers rather than in a separate nursery. Bedding in or rooming in promotes better emotional bondage, prevents cross infection and establishes breastfeeding easily.</p> <p>Nursing care of healthy new born baby after birth should be provided as immediate care of the neonates and daily routine care.</p> <p>a) <u>Immediate basic care of neonates:-</u> immediate basic care of the new born at birth includes maintenance of temperature, establishment of open airway, initiation of breathing and maintenance of circulation. The healthy neonates need warmth, breastfeeding, close observation for early detection of problems and protection from infections and injuries.</p> <p>b) <u>Mother's role in the care of her baby:-</u> the health and survival of the new born baby depends upon the health status of mother and her awareness, education and skill in mother craft early involvement of mother in baby care promote and encourage breastfeeding. Mother is the best person to identify any developmental delay</p> <p>c) <u>Breast feeding:-</u> all the mothers are emotionally and physically prepared and motivated during pregnancy so</p>	Listening	PPT OHP	Enlists and explains the nursing management.
----	---	---	-----------	------------	--



G. Raman
PRINCIPAL
PK DAS COLLEGE OF NURSING
PANAYUR (P.O), VANIYAMKULAM
OTTAPALAM, PALAKKAD DT
KERALA - 679522


that they don't encounter any difficulties to establish successful breastfeeding.

- The baby should put on the breast within half an hour of birth or as soon as mother recovered from the exertion of labour.
- No prelacteal feeds to be given and colostrum feeding must be offered.
- Initially the feeding should be given in short interval of 1-2 hrs and then every 2-3 hrs.
- The mother must be reassured and explained that the act of sucking is the best stimulus for milk production and the first six months of life baby should receive exclusive breast feeds.
- Alternate breast should be offered first at the next feed. The mother should sit comfortably and keep the baby's head slightly raised and supported on her elbow.
- The mother should advise to burp the baby after each feeds to safeguard against the risk of regurgitation.
- During lactation advise the mother to take extra liquids and calories per day and supplements in order to maintain her health.

d) Maintenance of body temperature:-

The body temperature of the baby is usually unstable and is vulnerable to have hypothermia.

- The baby bath should not be given at birth and delayed till next day when his temperature is stabilised.
- The child should be kept adequately clothed and dried. Unnecessary exposure or undressing should be avoided.
- The baby should be kept close to the mother so that the baby gains heat from the mother warmth (kangarooing).
- The baby should provide with cap, socks, and mittens. The room should be kept warm. The hands and feet of the baby should be warm and pink.



G. S. M.
PRINCIPAL
P K DAS COLLEGE OF NURSING
PANAYUR (P.O.), VANIAMKULAM
OTTAPALAM, PALAKKAD DT
KERALA - 679522

e) Baby massage: - the oil massage is acceptable as it provides insulation against heat and insensible water loss.


- Oil massage of the baby should be postponed till he is 3-4wks and more than 3kgs of weight.
- It improves the circulation, muscle tone, strengthens maternal bonding, and provides additional energy to the baby. It prevents dryness and chaffing of skin.
- The exposure of the skin to sunrays is an important source of production of vitamin D.

f) Skin care and baby bath:- The baby must be cleaned off blood, mucous, and meconium before he is presented to the mother.

- The baby should be bathed or sponged next day morning using unmedicated soap and clean lukewarm water.
- Avoid dip baths till the cord had fallen. Eyes should be cleaned by using one sterile water soaked swab for each eye.
- No vigorous attempts should be made to rub off the vernix caseosa which provides protection to delicate skin.
- After the bath baby should provide with breast feeds.
- Bathing provides better opportunity to identify any developmental peculiarities.

g) Care of the umbilical cord:- the umbilical cord is cut about 2-3 inches from the naval with aseptic precautions during delivery and tied with disposable plastic clip.

- It is an important site for entry of microorganisms. The cord must be inspected after 2-3 hrs of birth.
- No dressing should be applied and cord should be kept open and dry.



G. S. S.
PRINCIPAL
PK DAS COLLEGE OF NURSING
PANAYUR (P.O.), VANIYANKULAM
OTTAPALAM, PALAKKAD DT
KERALA - 679522

- The cord normally falls after 5- 10 days but may take longer.
- The delayed falling of the cord is also a useful marker of immunodeficiency state.

h) Care of the eyes:- eyes should be cleaned daily with sterile cotton swabs in normal saline using one swab for each eye.


- Application of 'kajal' must be avoided to prevent lead poisoning or infection.
- The eyes should be observed for redness, sticky discharge or excessive tearing for early detection of problems.

i) Clothing of the baby: - the baby should be dressed with loose, soft, and cotton cloths.

- The dress should be front or back open for easy wearing.
- The cloth should not be tightening around the abdomen or neck.
- The nappies should be made of thick, soft, and absorbent material in order to readily soak the urine and stools and it should change frequently to avoid napkin rashes.
- The cloths should not be stored and preserved with the moth balls.

j) Early detection of serious disease: - when a new born is genuinely sick and refuses to take adequate feeds or manifest any other danger signs must be considered as seriously ill.

- Bleeding from site, appearance of jaundice within 24 hrs of life, failure to pass urine or stool after 24 hrs, vomiting, diarrhoea, poor feeding, excessive cry, breathing difficulty, seizures, sudden fall of



G. S. S. K.
PRINCIPAL
P K DAS COLLEGE OF NURSING
PANAYUR (P.O), VANIYANKULAM
OTTAPALAM, PALAKKAD DT
KERALA - 679522

temperature etc. to be considered and seeks immediate management.

k) Weight record: - The average daily weight gain in healthy term babies is about 30gm/day in the first month of life, 20gm/day in the second month, 10gm/day afterwards.


- Physiological loss of the body weight is there due to removal of vernix caseosa, blood and mucous, passage of meconium etc.
- Most of the infants double their birth weight by 4-5 months of age and triple it by their first birth day.
- The babies adequate breast feeding should have good sleep and 5-6 times of urination and are satisfied and playful.

l) Immunizations:- all neonates should be delivered with 'BCG' vaccine and '0 dose OPV' and hepatitis B vaccine can be administered at birth as first dose.

- Mother should be informed regarding the recommended immunization schedule and explanation to be given about the importance of complete immunization and all possible reactions.

m) Supplements, follow up and advice:- Each infant should be followed up at least once every month for first 3 months. And subsequently 3 months interval till one year of age.

- Human milk of healthy mothers receiving adequate nutrition and supplements of micro nutrients is a complete food to look after all nutrient needs of their healthy normal weight babies.
- The infants should be followed up in the Well Baby Clinic for evaluation of their growth and development, immunizations, nutritional advice, and guidance to the parents for the management of


PRINCIPAL
PK DAS COLLEGE OF NURSING
PANAYUR (P.O), VANIYAMKULAM
OTTAPALAM, PALAKKAD DT
KERALA - 679522

5	To conclude the topic.	<p>day to day life.</p> <ul style="list-style-type: none"> • Health advice should be given during hospital stay regarding exclusive breast feeding, warmth, and hygienic measures, rooming in, clothing, immunizations and follow up. <p><u>CONCLUSION</u></p> <p>So far we discussed about the normal new born, its characteristics, its nursing care in detail.</p> <p><u>RE-CAPITULATORY QUESTIONS</u></p> <ol style="list-style-type: none"> 1) What do you mean by Mongolian spot? 2) What do you mean by physiological jaundice? <p><u>SUMMARY</u></p> <p>Neonatal health problems are frequently found ranging from minor physical or physiological peculiarities to the life threatening illnesses. Early diagnosis and detection can help to overcome these. It needs thorough examination and it is very important to teach the mothers about normal new born care.</p> <p><u>ASSIGNMENT</u></p> <p>APGAR scoring.</p> <p><u>REFERENCES</u></p> <ul style="list-style-type: none"> • Singh Meharban. Care of the new born .6th edition. New Delhi: Sagar publications;2004: 117-119,131- 135 • Datta Parul. Paediatric nursing. 7th edition. New Delhi: Jaypee publications; 2007: 66-75 <p><u>STUDENT REFERENCES</u></p> <ul style="list-style-type: none"> • Datta Parul. Paediatric nursing. 7th edition. New Delhi: Jaypee publications; 2007: 68 			
---	------------------------	--	--	--	--



G.P.S.M.
PRINCIPAL
P K DAS COLLEGE OF NURSING
PANAYUR (P.O), VANIYANKULAM
OTTAPALAM, PALAKKAD DT
KERALA - 679522

OBSTETRICS AND GYNAECOLOGICAL NURSING

UNIT ALLOCATION

Name of the Subject Co-ordinator :Mrs Dana Baby

Teachers Allotted

- Lt Col Regina PF
- Mrs. Dana Baby
- Ms. Yamuna Devi

Total hours: 100+30=130 hrs

OBSTETRICS

Sl.No	Unit	Name of The Staff	Hours
1.	Unit 1 - Introduction to concepts of obstetrical nursing	Mrs. Dana Baby	03
2.	Unit 2 – Review of anatomy and physiology of female reproductive system	Ms. Yamuna Devi	07
3.	Unit3 - Maternal, prenatal and genetic influences on development of defects and diseases	Mrs. Dana Baby	03
4.	Unit4- Assessment and management of pregnancy antenatal Normal pregnancy	Mrs. Dana Baby	08
5.	Unit5 - Assessment and management of intranatal period	Ms. Yamuna Devi	12
6.	Unit 6 –Assessment and management of woman during postnatal period.	Mrs. Dana Baby	04
7.	Unit 7- Assessment and management of normal neonates.	Mrs. Dana Baby	04
8.	Unit 8 - High risk pregnancy-assessment and management	Mrs. Dana Baby	23
9.	Unit 9 –Abnormal labour-assessment and management	Lt.Col.Dr.ReginaP.F	15
10.	Unit 10-Abnormalities during post natal periods	Mrs. Dana Baby	04
11.	Unit 11-Assessment and management of high risk newborn	Mrs. Dana Baby	05
12.	Unit 12-Pharmacotherapeutics in Obstetrics	Lt.Col.Dr.Regina P.F	06
13.	Unit 13-Importance of family welfare programme, Epidemiology of Obstetrics	Mrs. Dana Baby	04
14.	Unit 14-Maintenance of Vital statistics	Mrs. Dana Baby	02
	TOTAL HRS		100



Regina
PRINCIPAL
P K DAS COLLEGE OF NURSING
PANAYUR (P.O), VANIYAMKULAM
OTTAPALAM, PALAKKAD DT
KERALA - 679522

GYNAECOLOGY

Sl.No	Unit	Name of The Staff	Hours
1	Unit 1 - Introduction to Gynaecological nursing	Mrs. Dana	04
2	Unit 2 - The gynaecological assessment & the diagnostic measures	Ms. Yamuna Devi	06
3	Unit 3 - Etiology, Pathophysiology clinical manifestation, diagnosis and treatment modalities of Patient with Menstrual disorders	Mrs. Dana Baby	04
4	Unit 4 - Infertility and management	Mrs. Dana Baby	03
5	Unit 5 - Inflammatory diseases and Neoplasms	Ms. Yamuna Devi	05
6	Unit 6- Mechanical Disturbances and injuries to female genital	Mrs. Dana Baby	03
7	Unit 7 - Infections of the female genital tract	Mrs. Dana Baby	03
8	Unit 8- Drugs used in treatment of gynaecological disorders	Lt.Col.Dr.Regina P.F	02
	TOTAL HOURS		30

Sl. No	Name Of The Teacher	Total Hours Allotted
1.	Lt.Col.Dr.Regina PF	23Hrs
2.	Mrs. Dana	77 Hrs
3.	Ms. Yamuna Devi	30 Hrs
	Total	130 Hrs

Subject Co-ordinator




 Principal
PRINCIPAL
P K DAS COLLEGE OF NURSING
PANAYUR (P.O), VANIYAMKULAM
OTTAPALAM, PALAKKAD DT
KERALA - 679522

OBSTETRICS AND GYNAECOLOGICAL NURSING

UNIT ALLOCATION

Name of the Subject Co-ordinator : Mrs Dana Baby

Teachers Allotted

- Lt Col Regina PF
- Mrs. Dana Baby
- Ms. Delphy

Total hours: 100+30=130 hrs

OBSTETRICS

Sl.No	Unit	Name of The Staff	Hours
1.	Unit 1 - Introduction to concepts of obstetrical nursing	Mrs. Dana Baby	03
2.	Unit 2 – Review of anatomy and physiology of female reproductive system	Mrs. Dana Baby	07
3.	Unit 3 - Maternal, prenatal and genetic influences on development of defects and diseases	Mrs. Dana Baby	03
4.	Unit 4- Assessment and management of pregnancy antenatal Normal pregnancy	Ms. Delphy	08
5.	Unit 5 - Assessment and management of intranatal period	Mrs. Dana Baby	12
6.	Unit 6 –Assessment and management of woman during postnatal period.	Ms. Delphy	04
7.	Unit 7 - Assessment and management of normal neonates.	Mrs. Dana Baby	04
8.	Unit 8 - High risk pregnancy-assessment and management	Ms. Delphy	23
9.	Unit 9 –Abnormal labour-assessment and management	Mrs Regina.P.F.	15
10.	Unit 10-Abnormalities during post natal periods	Mrs. Dana Baby	04
11.	Unit 11-Assessment and management of high risk newborn	Mrs. Dana Baby	05
12.	Unit 12-Pharmacotherapeutics in Obstetrics	Mrs Regina.P.F.	06
13.	Unit 13-Importance of family welfare programme, Epidemiology of Obstetrics	Mrs. Dana Baby	04
14.	Unit 14-Maintenance of Vital statistics	Mrs. Dana Baby	02
	TOTAL HRS		100

GYNAECOLOGY



G.P.
PRINCIPAL
P K DAS COLLEGE OF NURSING
PANAYUR (P.O), VANIYAMKULAM
OTTAPALAM, PALAKKAD DT
KERALA - 679522

Sl. No	Unit	Name of The Staff	Hours
1	Unit 1 - Introduction to Gynaecological nursing	Mrs. Dana	04
2	Unit 2 - the gynaecological assessment & the diagnostic measures	Ms. Delphy	06
3	Unit 3 - Etiology, Pathophysiology clinical manifestation, diagnosis and treatment modalities of disorder of female reproductive system	Ms. Delphy	04
4	Unit 4 - Infertility and management	Ms. Delphy	03
5	Unit 5 - Inflammatory diseases and Neoplasms	Ms. Delphy	05
6	Unit 6-. Mechanical Disturbances and injuries to female genital	Mrs. Dana Baby	03
7	Unit 7 - Infections of the female genital tract	Ms. Delphy	03
8	Unit 8- Drugs used in treatment of gynaecological disorders	Mrs. Dana Baby	02
	TOTAL HOURS		30

Sl. No	Name Of The Teacher	Total Hours Allotted
1.	. Mrs. Regina PF	21Hrs
2.	Mrs. Dana	53Hrs
3.	Ms. Delphy	56Hrs
	Total	130 Hrs

Subject Co-ordinator



G.P.C.M.
Principal


PRINCIPAL
P K DAS COLLEGE OF NURSING
PANAYUR (P.O), VANIYAMKULAM
OTTAPALAM, PALAKKAD DT
KERALA - 679522

NEHRU COLLEGE OF NURSING, VANIYAMKULAM
OBSTETRICS AND GYNAECOLOGICAL NURSING
Clinical Rotation plan - IV Year B.Sc Nursing (2022-2023)

Month	March				April				May				June				July				August				Sep	
From	7	14	21	28	4	25	2	16	23	30	6	13	20	27	4	11	18	25	1	8	15	22	29	19		
To	12	19	26	2	9	30	7	21	28	4	11	18	25	2	9	16	23	30	6	13	20	27	3	24		
Weeks	1	2	3	4	5	6	7	8	9	10	11	12	13	14	15	16	17	18	19	20	21	22	23	24		
Group 1 (6)	Green	Red	Blue	Orange	Green	Red	Blue	Orange	White						Green	Red	Blue	Orange	Green	Red	Blue	Orange	Green	Red	Blue	Orange
Group 2 (6)	Light Blue	Green	Red	Blue	Orange	Green	Red	Blue	White						Light Blue	Green	Red	Blue	Orange	Green	Red	Blue	Light Blue	Green	Red	Blue
Group 3 (6)	Purple	Light Blue	Green	Red	Blue	Orange	Green	Red	White						Purple	Light Blue	Green	Red	Blue	Orange	Green	Red	Purple	Light Blue	Green	Red
Group 4 (6)	Orange	Purple	Light Blue	Green	Red	Blue	Orange	Green	White						Orange	Purple	Light Blue	Green	Red	Blue	Orange	Green	Orange	Purple	Light Blue	Green
Group 5 (6)	Green	Orange	Purple	Light Blue	Green	Red	Blue	Orange	White						Green	Orange	Purple	Light Blue	Green	Red	Blue	Orange	Green	Orange	Purple	Light Blue
Group 6 (6)	White								Green	Red	Blue	Orange	Green	Red	Blue	Orange	Purple	Light Blue	Green	Red	Blue	Orange	Green	Red		
Group 7 (6)	White								Light Blue	Green	Red	Blue	Orange	Green	Red	Blue	Purple	Light Blue	Green	Red	Blue	Orange	Green	Red		
Group 8 (6)	White								Purple	Light Blue	Green	Red	Blue	Orange	Green	Red	Blue	Orange	Green	Red	Purple	Light Blue	Green	Red		
Group 9 (6)	White								Orange	Purple	Light Blue	Green	Red	Blue	Orange	Green	Red	Blue	Orange	Green	Orange	Purple	Light Blue	Green		
Group 10 (6)	White								Green	Orange	Purple	Light Blue	Green	Red	Blue	Orange	Purple	Light Blue	Green	Red	Blue	Orange	Green	Red		

Green	Antenatal Ward + OPD
Red	Labour Room / NICU
Blue	Postnatal Ward
Orange	Gyneac Ward+ GICU+GOT
Light Green	Family Welfare Clinic
Light Orange	GOT
Purple	NICU
Light Blue	OPD + GICU

Obstetrics	480
Gynaecology	160
Total	640


 Signature of Subject Coordinator


 Signature of Principal




PRINCIPAL
P K DAS COLLEGE OF NURSING
PANAYUR (P.O), VANIYAMKULAM
OTTAPALAM, PALAKKAD DT
KERALA - 679522

NEHRU COLLEGE OF NURSING, VANAIYAMKULAM
IV YEAR B.Sc NURSING
ACADEMIC YEAR 2022-2023
COMMUNITY HEALTH NURSING -II
CLINICAL ROTATION PLAN

Clinical area: FHC VANAIYAMKULAM (RURAL) , CHC : SHORNUR (URBAN)

Duration of Posting: 8 weeks

Number of Students: 60 30 Students in each batches

SL. NO	GROUPS	MONTHS	JUNE (BATCH I) , JULY (BATCH I), AUGUST (BATCH II),SEPTEMBER BATCH II							
			1	2	3	4	5	6	7	8
1	I		SURVEY	FHC	SC	CHC	FAMILY CARE			O b s e r v a t i o n
2	II		SURVEY	CHC	FHC	SC	FAMILY CARE			
3	III		SURVEY	SC	CHC	FHC	FAMILY CARE			

No of weeks:43daysx8 hrs=344hrs

Total Hours Prescribed: 320 hrs

Total Hours Allotted: 344 hrs

Signature of the Subject Co-ordinator



Signature of the Principal

G.P.S.
PRINCIPAL
P K DAS COLLEGE OF NURSING
PANAYUR (P.O), VANAIYAMKULAM
OTTAPALAM, PALAKKAD DT
KERALA - 679522



NEHRU COLLEGE
of **NURSING**



ROTATION PLAN (2022-23)

SUBJECT: NURSING EDUCATION PRACTICAL -120HRS

MONTH	OCTOBER 2023	OCTOBER 2023	OCTOBER 2023
WEEKS	1	2	3
DATE	11/9/2023 TO 16/9/2023	18/9/2023 TO 23/9/2023	25/9/2023 TO 30/9/2023
GROUP -I (1-30)			
GROUP -II (31-60)			

KEY	METHOD	HOURS
	PEER TEACHING	40
	OTHER TEACHING	40
	DEMONSTRATION	40
TOTAL (3 WEEKS)		120

SIGNATURE OF SUBJECT COORDINATOR

SIGNATURE OF PRINCIPAL



PRINCIPAL
PK DAS COLLEGE OF NURSING
PANAYUR (P.O), VANIAMKULAM
OTTAPALAM, PALAKKAD DT
KERALA - 679522



NEHRU COLLEGE OF NURSING
VANIYUMKULAM, OTTAPALAM

OBSTETRICS AND GYNAECOLOGICAL NURSING- CLINICAL POSTING

STUDENT LIST:- SECOND BATCH

SI No	Group	Name of the Students
1	Group 1	1. AADIL MATHEW
		2. ADITHYA. D. S
		3. AISWARYALAKSHMI. M. M
		4. AJANYA. P
		5. AJITH. M. P
		6. AKSA CIJI
2	Group 2	7. ALEENA BABU
		8. ALEENA NAIJU
		9. ALEENA THOMAS
		10. ALEENA. K. THOMAS
		11. ALEENA. V. GEORGE
		12. AMALA THOMAS
3	Group 3	13. AMRUTHA. G
		14. ANAKHA. K. S
		15. ANEETTA RIYA ROY
		16. ANGEL ROS BIJU
		17. ANISHA. V. G
		18. ANIT EMMANUEL
4	Group 4	19. ANJU RAJU
		20. ANNAINA J TOM
		21. ARCHANA. T. P
		22. ARYA. M. K
		23. ARYA. S
		24. ASHA MARIA THOMAS
5	Group 5	25. ASHLY MARIYA PAUL
		26. ATHIRA DEEPAK
		27. BHAVYA. K
		28. BHAVYA. P
		29. BLESSY. K. ELDHO
		30. BRAIL PHILIP MATHEW

Signature of Subject Coordinator

Signature of Principal



PRINCIPAL
P K DAS COLLEGE OF NURSING
PANAYUR (P.O), VANIYAMKULAM
OTTAPALAM, PALAKKAD DT
KERALA - 679522



NEHRU COLLEGE OF NURSING
VANIYUMKULAM, OTTAPALAM

OBSTETRICS AND GYNAECOLOGICAL NURSING- CLINICAL POSTING

STUDENT LIST :- SECOND BATCH

Sl No	Group	Name of the Students
1	Group 6	1. CHIPPY WILSON
		2. DAYANA. C. J
		3. DEVIKA. R. J
		4. DHIYA DAVIS
		5. FARSHIDHA. E. B
		6. GAYATHRI. P. T
2	Group 7	7. GEETHU. P
		8. HARITHA. S. PRAKASH
		9. JESNA. C. J
		10. JTHIN. K. JOJU
		11. KRISHNA. M SHAJI
		12. LAKSHMI. K. SHAMEJ
3	Group 8	13. MAJITHA
		14. MINNUMOL. B. K
		15. MOHAMMED SHAHEEN. T
		16. MOHYUDHEEN NISHAD. U
		17. NAVYA. K
		18. NINU. K. J
4	Group 9	19. PRESKILLA PRAMOD
		20. RAHULDAS. K. R
		21. RENJIMA. M. R
		22. REVATHY. P. M
		23. SHAMSEENA. S
		24. SNEHA. K
5	Group 10	25. SONA SAJI
		26. SREELAKSHMI. P. V
		27. SWETHA. S
		28. VARSHA. A
		29. VINDUJA. R
		30. VISMAYA. K. V

Signature of Subject Coordinator



Signature of Principal

PRINCIPAL
P K DAS COLLEGE OF NURSING
PANAYUR (P.O), VANIYANKULAM
OTTAPALAM, PALAKKAD DT
KERALA - 679522

CRITERIA FOR INTERNAL ASSESSMENT



G. G. G.
PRINCIPAL
PK DAS COLLEGE OF NURSING
PANAYUR (P.O), VANIYAMKULAM
OTTAPALAM, PALAKKAD DT
KERALA - 679522



NEHRU COLLEGE OF NURSING

1st YEAR BSc NURSING- CHILD HEALTH NURSING

EVALUATION CRITERIA FOR NEW BORN ASSESSMENT

Name of the student:

SL NO	CRITERIA	MAX MARKS	MARKS OBTAINED
1	Patient profile	2	
2	Preparation of patient and unit	1	
3	Preparation of articles	2	
4	Knowledge about procedure	2	
5	Application of scientific principle and skill	3	
6	Interaction with Newbornbaby and family	1	
7	Physical/ biological growth	3	
8	Head to foot assessment	5	
9	Reflexes	3	
10	Replace articles	1	
11	Presentation of findings	2	
	TOTAL	25	

REMARKS:

Name and signature of evaluator

Name and signature of student




PRINCIPAL
PK DAS COLLEGE OF NURSING
PANAYUR (P.O), VANIAMKULAM
OTTAPALAM, PALAKKAD DT
KERALA - 679522

NEHRU COLLEGE OF NURSING
Vaniyankulam, Panayoor P.O, Ottappalam, Plakkad

CLINICAL EVALUATION FORM

Name of the student :

Year :

Area of clinical experience :

Duration of posting :

Total Marks: - 100

Scores: - 5 = excellent, 4 = Very good, 3 = Good, 2 = Satisfactory / fair, 1 = Poor

SL NO	EVALUATION CRITERIA	GRADES				
		5	4	3	2	1
I	Understanding of patient as a person					
	A. Approach					
1	. Rapport with patient (family) relatives Has she collected all information regarding the patient/family.					
	B. Understanding patients health problems					
3	Knowledge about the disease of patient					
4	Knowledge about investigations done for disease.					
5	Knowledge about treatment given to patient					
6	Knowledge about progress of patients					
II	Planning care.					
7	Correct observation of patient					
8	Assessment of the condition of patient					
9	Identification of the patients needs					
10	Individualization of planning to meet specific					
11	healthneeds of the patient.					
12	Identification of priorities					
III	Skill					
13	Economical and safe adaptation to the situation available facilities					
14	Implements the procedure with skill/speed, completeness. Scientific knowledge about the procedure.					
IV	Health education					
16	Incidental/planned teaching (Implements teaching principles)					
17	Uses visual aids appropriately					
V	Personality					
18	Professional appearance (Uniform, dignity, helpfulness, interpersonal relationship, etc.)					
19	Sincerity, honesty, sense of responsibility					
20	Punctuality					

Total marks obtained

Remarks of supervision in terms of professional strength and weakness.

Sign of the student



Sign of the Supervisor

C. S. S.
PRINCIPAL
PK DAS COLLEGE OF NURSING
PANAYUR (P.O), VANIYANKULAM
OTTAPALAM, PALAKKAD DT
KERALA - 679522

SEMINAR EVALUATION CRITERIA

Name: -
Audience: -
Topic: -

Date: -
Time: -
Marks

Sl. No.	Factors/ Elements	1	2	3	4	5	Total	Remarks
1	Subject Matter 1) Introduction 2) Organization of Topic 3) Presentation of Topic 4) Relevant Examples 5) Relevant Statistical data 6) Group participation 7) Control of group 8) Conclusion							
2	A.V. AIDS 1) Appropriate to subject 2) Proper use of A. V. Aids 3) Self – Explanatory 4) Attractive 5) Planning & Preparation 6) Use of Modern Technology							
3	Personal Appearance 1) Voice and Clarity 2) Mannerism							
4	References (Books, Journals & Resource Person)							
5	Physical facilities 1) Environment 2) Classroom Preparation							

Overall Observation

Signature of student

Signature of Teacher



G. S. M.
PRINCIPAL
PK DAS COLLEGE OF NURSING
PANAYUR (P.O), VANIYANKULAM
OTTAPALAM, PALAKKAD DT
KERALA - 679522

NEHRU COLLEGE OF NURSING
Vaniyamkulam, Panayoor P.O, Ottappalam, Plakkad

Evaluation criteria for drug study

Sl no	Particulars	Max mark	Marks obtained
1	Planning and organization	5	
2	Content	10	
3	Nursing responsibility	5	
4	Conclusion & References	3	
5	Punctuality	2	
Total		25	

Remarks

Signature of the student

signature of the evaluator



G. Das
PRINCIPAL
P K DAS COLLEGE OF NURSING
PANAYUR (P.O), VANIYAMKULAM
OTTAPPALAM, PALAKKAD DT
KERALA - 679522

NEHRU COLLEGE OF NURSING
Vaniyamkulam, Panayoor P.O, Ottappalam, Plakkad

EVALUATION PROFORMA FOR CARE PLAN

Sl no	Criteria	Marks allotted	Marks scored
1	History collection	1	
2	Physical examination	1.5	
3	Nursing diagnosis as per priority	1.5	
4	Plan of action	1.5	
5	Implementation of care	1.5	
6	Evaluation of care	1.5	
7	Health education	1.5	
	TOTAL	10	

Remarks :

Signature of the student

signature of the evaluator




PRINCIPAL
PK DAS COLLEGE OF NURSING
PANAYUR (P.O), VANIYAMKULAM
OTTAPALAM, PALAKKAD DT
KERALA - 679522

NEHRU COLLEGE OF NURSING
Vaniyamkulam, Panayoor P.O, Ottappalam, Palakkad

Evaluation Criteria for Case Presentation

Name Of The Student:

Name of the evaluator.....

Date :

Sl no	Particulars	Max. score	Marks obtained
1	Introduction	3	
2	History collection & Assessment	5	
3	Knowledge & understanding of disease /condition	10	
4	Presentation skill	10	
5	Nursing care plan	10	
6	A.V. aids	5	
7	Summary & evaluation	3	
8	Bibliography	2	
	Punctuality	2	
Total		50	

Remarks :

Signature of the student

signature of the evaluator




PRINCIPAL
PK DAS COLLEGE OF NURSING
PANAYUR (P.O), VANIYAMKULAM
OTTAPALAM, PALAKKAD DT
KERALA - 679522

ASSIGNMENT FORMATS



G. S. Das
PRINCIPAL
PK DAS COLLEGE OF NURSING
PANAYUR (P.O), VANIYAMKULAM
OTTAPALAM, PALAKKAD DT
KERALA - 679522

ANTENATAL CASE STUDY FORMAT

- **Introduction**
- **Identification data:** Name, Age in years, address, date of admission. Dr's unit, hosp. no, education, occupation, income, religion, marital status, duration of marriage, obstetric score, LMP, EDD, blood group
Husband: Name, Age, education, occupation, income
- **Present complaints**
- **History of illness**
 - **Menstrual history:** Age of menarche, duration of menstrual cycle, duration of cycle in days, regularity, amount of flow, LMP, EDD, associated complaints.
 - **Obstetric history:**

Present Obstetric history

Is pregnancy confirmed : Yes / No

- When, where and how it was confirmed
- What test was done for confirmation
- Quickening
- Immunization
- Any more disorders like :

Vomiting, haemorrhoids, heart burn, backache, bleeding, varicose vein, constipation, leg cramps, fever, leucorrhoea, anorexia, insomnia, other complaints.

First trimester	Second trimester	Third trimester

Past Obstetric History

Sl No	Date of delivery	Place of birth	Duration of pregnancy	Method of delivery	Events pregnancy	Events in Labor	Events in Puerperium	Baby	
								Sex	Wt.

- **Past medical, surgical history:**




PRINCIPAL
P K DAS COLLEGE OF NURSING
 PANAYUR (P.O), VANIYAMKULAM
 OTTAPALAM, PALAKKAD DT
 KERALA - 679522

POST NATAL CASE STUDY FORMAT

- **Introduction**
- **Identification data:** Name, Age in years, address, date of admission. Dr's unit, hosp. no, education, occupation, income, religion, marital status, duration of marriage, obstetric score, date and time of delivery, blood group
Husband: Name, Age, education, occupation, income
- **Present complaints**
- **History of illness**
- **Menstrual history:**

Age of menarche, duration of menstrual cycle, duration of cycle in days, regularity, amount of flow, LMP, EDD, associated complaints.

Obstetric history

a. Past obstetric history

Sl no	Year	Events in pregnancy	Method of delivery	Events in purperium	Baby	
					sex	Weight in grams

ii. present obstetrical history

a. Antenatal period



G. S. M.

PRINCIPAL
P K DAS COLLEGE OF NURSING
PANAYUR (P.O), VANIAMKULAM
OTTAPALAM, PALAKKAD DT
KERALA - 679522

b. Intranatal period

c. post natal period

- Past medical, surgical history:
- Family history:

DRUG STUDY FORMAT

- Index of drug
- Introduction
- Classification of drugs
- Factors affecting action of drugs
- Name of the drug (Trade & Pharmaceutical name)
- Preparation, strength and dose
Indications and contraindications
- Actions
- Adverse effects and drug interactions
- Nursing responsibility
- Conclusion
- References




PRINCIPAL
PK DAS COLLEGE OF NURSING
PANAYUR (P.O), VANIYAMKULAM
OTTAPALAM, PALAKKAD DT
KERALA - 679522

KERALA UNIVERSITY OF HEALTH SCIENCES

Evaluation Criteria for Practical & Viva Examination

Course: IV year B Sc. Nursing Subject: OBG Nursing

ANTENATAL - NORMAL

Sl. No.	Criteria	Max Marks	Reg. No.						
1	Assessment (35)								
	History	5							
	Physical examination	5							
	Obstetric examination								
	a. Inspection	5							
	b. Palpation	10							
	c. Auscultation	4							
	Findings	3							
	Diagnostic tests	3							
	2	Planning (15)							
Defining characteristics		3							
Nursing diagnoses based on priority		4							
Objectives		3							
Plan of intervention		5							
3	Implementation (25)								
	Skill in care applying scientific principles	10							
	Communication & IPR	3							
	Health education	7							
	Documentation	5							
4	Evaluation (3)	3							
5	Professional Behavior (2)	2							
6	Viva including Record (20)								
	Viva	15							
	Record	5							
	Total	100							

Examiner	Max. Marks	Reg. No. & Marks Awarded							
Internal	100								
External	100								
Average	100								

Name & Signature of Internal Examiner:

Name & Signature of External Examiner:

Date:



G.P. Suman
PRINCIPAL
PK DAS COLLEGE OF NURSING
PANAYUR (P.O), VANIYAMKULAM
OTTAPALAM, PALAKKAD DT
KERALA - 679522

* IV year B Sc. Nursing OBG Practical examination can be conducted either among Antenatal or Postnatal mothers. Use this evaluation form if exam is conducted among antenatal mothers.

KERALA UNIVERSITY OF HEALTH SCIENCES

Evaluation Criteria for Practical & Viva Examination

Course: IV year B Sc. Nursing Subject: OBG Nursing

POSTNATAL NORMAL


Sl. No.	Criteria	Max. Marks								
1	Assessment (25)									
	History	3								
	Maternal assessment	10								
	Newborn assessment	10								
	Diagnostic tests	2								
2	Planning (20)									
	Defining characteristics	5								
	Nursing Diagnoses based on priority	5								
	Objectives	3								
	Plan of intervention	7								
3	Implementation (30)									
	Skill in care applying scientific Principles	15								
	Communication & IPR	3								
	Health education	7								
	Documentation	5								
4	Evaluation (3)	3								
5	Professional Behavior (2)	2								
6	Viva including Record (20)									
	Viva	15								
	Record	5								
	Total	100								

Examiner	Max. Marks	Reg. No. & Marks Awarded												
Internal	100													
External	100													
Average	100													

Name & Signature of Internal Examiner:

Name & Signature of External Examiner:

Date:



PRINCIPAL
P K DAS COLLEGE OF NURSING
PANAYUR (P.O), VANIYANKULAM
OTTAPALAM, PALAKKAD DT
KERALA - 679522

* IV year B Sc. Nursing OBG Practical examination can be conducted either among Antenatal or Postnatal mothers. Use this evaluation form if exam is conducted among postnatal mothers

Signature of the student

signature of the evaluator

NEHRU COLLEGE OF NURSING
Vaniyankulam, Panayoor P.O, Ottappalam, Plakkad

Evaluation Criteria for case study


Sl no	Particulars	Max. score	Marks obtained
	Introduction	1	
	History collection & Assessment	4	
	Review of investigations	2	
	Knowledge & understanding of disease /condition	4	
	Nursing care plan	5	
	Progress notes	1	
	Summary & evaluation	1	
	Bibliography	1	
	Punctuality	1	
Total		20	

Remarks :

Signature of the student

signature of the evaluator




PRINCIPAL
P K DAS COLLEGE OF NURSING
PANAYUR (P.O), VANIYANKULAM
OTTAPALAM, PALAKKAD DT
KERALA - 679522

NEHRU COLLEGE OF NURSING
Vaniyamkulam, Panayoor P.O, Ottappalam, Plakkad

EVALUATION PROFORMA FOR HEALTH EDUCATION

Sl no	Criteria	Marks allotted	Marks scored
1	Relevance of the topic	2	
2	Use of AV aids	3	
3	Confidence	2	
4	Group involvement	2	
5	Clarity in explanation	4	
6	Language used	2	
7	Content	3	
8	Punctuality	2	
	TOTAL	20	

Remarks

Signature of the student

signature of the evaluator




PRINCIPAL
P K DAS COLLEGE OF NURSING
PANAYUR (P.O), VANIYAMKULAM
OTTAPPALAM, PALAKKAD DT
KERALA - 679522

NEHRU COLLEGE OF NURSING
Vaniyamkulam, Panayoor P.O, Ottappalam, Plakkad

CLINICAL OBJECTIVES

Objectives of Antenatal unit

By the end of the training, the student will be able to:

1. Use interpersonal communication skills and ethics specific to the care of pregnant woman
2. Assess pregnant woman during the booking (initial) visit through the following lines:
Taking history: personal, family, medical, obstetrical history, life style and present history.
General examination: Body built, gait, vital signs, blood pressure, heart, chest, breast, edema of the lower limb, height and weight.
Abdominal examination: Fundal level, position and presentation of the fetus and auscultation of fetal heart sound
Ultrasound examination
Lab investigation: obtaining blood sample for hemoglobin and CBC. Testing urine for albumin and glucose
3. Counsel woman about prenatal hygiene and the minor discomforts of pregnancy
Skin care, bladder and bowel care, sexual relation
Traveling, clothing, rest, sleep, antenatal exercises
Nutrition, breast feeding o Preparation for labor and delivery
Minor discomforts of the first, second or third trimester

Objectives of Labor unit

By the end of the training, the student will be able to:

- (1) Apply the principal of infection control measures
- (2) Use interpersonal communication skills and ethics specific to the care of the parturient woman
- (3) Assess parturient woman during admission to the labor room through the following lines:
Taking history: personal, family, medical and obstetrical history. Onset and character of true labor pain. Gush of fluid and its color o General examination; vital signs,, heart, chest, edema of the lower limb, height and weight.
Abdominal examination: Fundal level, position and presentation of the fetus and auscultation of fetal heart sound
Local P/V examination: Determine the condition of vulva and vagina. Dilatation and effacement of the cervix. Assess the condition of the membrane, the presenting part and position of the fetus. Assess the pelvic capacity.
- (4) Monitor the progress of labor, during the first stage of labor through the partogram
- (5). Provide care of woman during the first stage of labor: position and ambulation, rest and sleep, nutrition, bowel and bladder care. Supportive care of woman during labor and observation woman, fetal condition and labor progress.



G.S.H.P.
PRINCIPAL
P K DAS COLLEGE OF NURSING
PANAYUR (P.O), VANIAMKULAM
OTTAPALAM, PALAKKAD DT
KERALA - 679522

- (6) Observe signs and symptoms of the second stage of labor. Assist with the management of the second stage of labor
- (7) Provide immediate care for the newborn (
- 8) Observe signs of placental separation. Assist with the management of the third stage of labor
- (9) Examine the placenta for any abnormalities or missing lobes or membranes.
- (10) Record and report pertinent information.
- (11) The student should advise the mother for care of episiotomy, post natal, exercises, hygien, diet, care of the baby and benfités of breast feeding and family planning methods

Objectives of postnatal unit

By the end of the training, the student will be able to:

- (1) Apply the principal of infection control measures
- (2) Use interpersonal communication skills and ethics specific to the care of the Postnatal woman
- (3) Assess postnatal woman during admission to the unit through the following lines: Observe and record the following every 15 minute /2hours.
 - (1) Observe type & amount of lochia.
 - (2) Check maternal vital signs.
 - (3) Check uterine contraction.
 - (4) Assess the condition of the urinary bladder.
 - (5) Assess the condition of the perineum.
 - (6) Clean the woman, change her clothes, swab the perineum and apply clean pad.
 - (7) Put the infant to the breast as soon as possible to encourage early - bounding and early breast feeding.
 - (8) Complete the records for woman and infant.
 - (9) Transfer the woman to postnatal ward
 - (10) Counseling and health education about.

Objectives of Family planning Unit

By the end of the training, the student will be able to:

- 1) Apply the principal of infection control measures
- 2) Counseling woman about contraceptive method.
- 3) Prepare equipment for I.U.D and Norplant insertion.
- 4) Prepare woman for I.U.D insertion.
- 5) Assist the physician and handling equipment during I.U.D insertion and Norplant.
- 6) Monitor discomfort due to I.U.D insertion.
- 7) Technique of examination of I.U.D.
- 8) Give the woman health education about personal hygiene, diet, sexual intercourse, ovulation and follow up.



G. S. S.
 PRINCIPAL
 P K DAS COLLEGE OF NURSING
 PANAYUR (P.O), VANIYAMKULAM
 OTTAPALAM, PALAKKAD DT
 KERALA - 679522

KERALA UNIVERSITY OF HEALTH SCIENCE
OSCE in Nursing for fourth year B.sc Nursing. (OBG practical examination)
PROCEDURAL STATION- Evaluation criteria (ANTENATAL)

SL.NO	CRITERIA	MARKS ALLOTTED																
1	Pre-procedure preparation	1																
2	Explaining to the patient	2																
3	Inspection	2																
4	Assessment of gestational age	2																
5	Palpation	5																
6	Auscultation	2																
7	Documentation	1																
	Total Marks	15																



G.P.S.
PRINCIPAL
PK DAS COLLEGE OF NURSING
PANAYUR (P.O), VANIYANKULAM
OTTAPALAM, PALAKKAD DT
KERALA - 679522

KERALA UNIVERSITY OF HEALTH SCIENCE
OSCE in Nursing for fourth year B.sc Nursing. (OBG practical examination)
DEMONSTRATION STATION - Evaluation criteria

SL.NO	CRITERIA	MARKS ALLOTTED																
1	Definition	0.5																
2	Principles	1																
3	Characteristics	0.5																
4	Steps With Movements	3																
	TOTAL	5																



PK Das
PRINCIPAL
PK DAS COLLEGE OF NURSING
PANAYUR (P.O), VANIYANKULAM
OTTAPALAM, PALAKKAD DT
KERALA - 679522

KERALA UNIVERSITY OF HEALTH SCIENCES

Evaluation Criteria for Practical & Viva Examination

Course: IV year B Sc. Nursing Subject: OBG Nursing

POSTNATAL NORMAL

Sl. No.	Criteria Care plan: Nursing process based	Max. Marks							
1	Assessment (25)								
	History	3							
	Maternal assessment	10							
	Newborn assessment	10							
	Diagnostic tests	2							
2	Planning (20)								
	Defining characteristics	5							
	Nursing Diagnoses based on priority	5							
	Objectives	3							
	Plan of intervention	7							
3	Implementation (30)								
	Skill in care applying scientific Principles	15							
	Communication & IPR	3							
	Health education	7							
	Documentation	5							
4	Evaluation (3)	3							
5	Professional Behavior (2)	2							
6	Viva including Record (20)								
	Viva	15							
	Record	5							
	Total	100							

Examiner	Max. Marks	Reg. No. & Marks Awarded							
Internal	100								
External	100								
Average	100								

Name & Signature of Internal Examiner:

Name & Signature of External Examiner:

Date:



PRINCIPAL
P K DAS COLLEGE OF NURSING
PANAYUR (P.O), VANIAMKULAM
OTTAPALAM, PALAKKAD DT
KERALA - 679522

* IV year B Sc. Nursing OBG Practical examination can be conducted either among Antenatal or Postnatal mothers. Use this evaluation form if exam is conducted among postnatal mothers

KERALA UNIVERSITY OF HEALTH SCIENCES

Evaluation Criteria for Practical & Viva Examination

Course: IV year B Sc. Nursing Subject: OBG Nursing

ANTENATAL - NORMAL

Sl. No.	Criteria	Max Marks	Reg. No.						
1	Assessment (35)								
	History	5							
	Physical examination	5							
	Obstetric examination								
	a. Inspection	5							
	b. Palpation	10							
	c. Auscultation	4							
	Findings	3							
	Diagnostic tests	3							
2	Planning (15)								
	Defining characteristics	3							
	Nursing diagnoses based on priority	4							
	Objectives	3							
	Plan of intervention	5							
3	Implementation (25)								
	Skill in care applying scientific principles	10							
	Communication & IPR	3							
	Health education	7							
	Documentation	5							
4	Evaluation (3)	3							
5	Professional Behavior (2)	2							
6	Viva including Record (20)								
	Viva	15							
	Record	5							
	Total	100							

Examiner	Max. Marks	Reg. No. & Marks Awarded							
Internal	100								
External	100								
Average	100								

Name & Signature of Internal Examiner:

Name & Signature of External Examiner:

Date:



G.P.P.
PRINCIPAL
PK DAS COLLEGE OF NURSING
PANAYUR (P.O), VANIYAMKULAM
OTTAPALAM, PALAKKAD DT
KERALA - 679522

* IV year B Sc. Nursing OBG Practical examination can be conducted either among Antenatal or Postnatal mothers. Use this evaluation form if exam is conducted among antenatal mothers.

KERALA UNIVERSITY OF HEALTH SCIENCES, THRISSUR



Statement of component (task) wise marks for practical in university examination.

Name of the Examination:

Name of the subject:.....


Examination centre:..... Date of examination:.....

Maximum marks for each component to be specified. Score off the unwanted column.

[Practical Max.Marks.....]

Sl No:	Reg.No:	Component I (Cognitive/writing Skills)		Component II (Procedural skill)		Component III (Interpretative Skill)		Component IV (Communicative Skill)		Total for Practical block	Component V Viva		Total For Viva	Grand Total
		I	II	I	II	I	II	I	II		I	II		
Examiners														
Max Marks		10	10	20	20	5	5	5	5	80	10	10	20	100
1														
2														
3														
4														
5														
6														
7														
8														
9														
10														
11														
12														
13														




PRINCIPAL
PK DAS COLLEGE OF NURSING
PANAYUR (P.O.), VANIAMKULAM
OTTAPALAM, PALAKKAD DT
KERALA - 679522 Chairperson

Name & Signature of Examiner I

Name & Signature of Examiner II

Taluk Head Quarters Hospital, Ottapalam

thqhottapalam@gmail.com

Phone 0466-2344053

Post Thottakara pin 679102

NO OBJECTION CERTIFICATE


Certified that there is no objection for the Clinical posting of Community Nursing for Fourth year BSC Nursing Students of Nehru College Of Nursing as per mentioned in your Letter Dated 12/04/2023.


Superintendent

Ottapalam

14/07/2023




PRINCIPAL
P K DAS COLLEGE OF NURSING
PANAYUR (P.O), VANIYAMKULAM
OTTAPALAM, PALAKKAD DT
KERALA - 679522